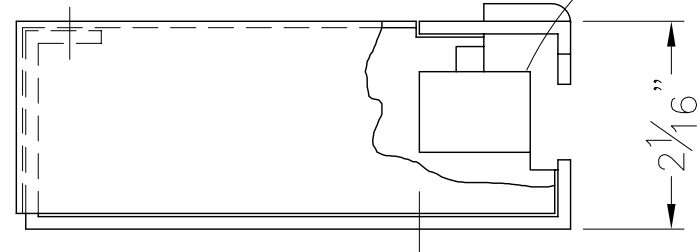
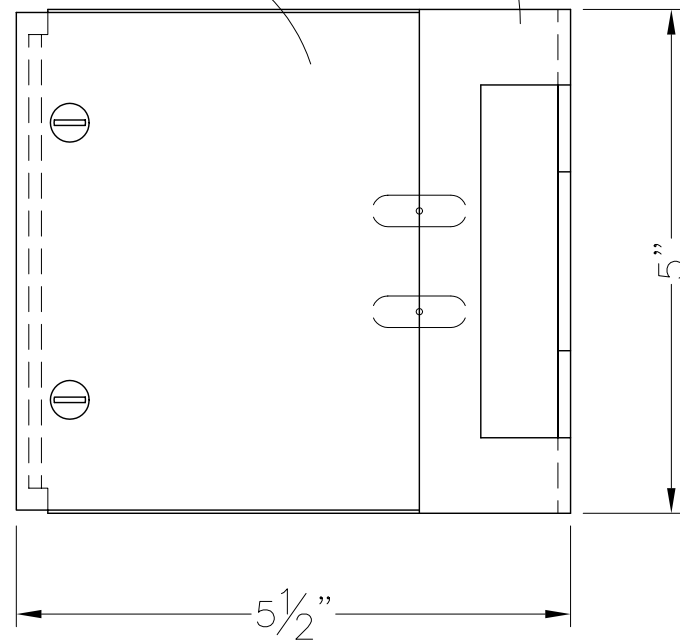
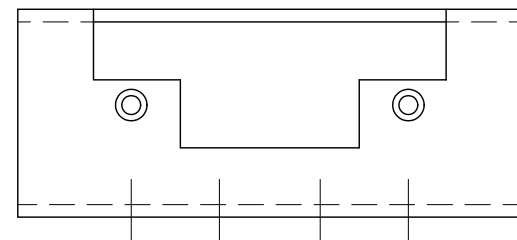


P/N 102-9943
STRIKE MOUNT

P/N 102-9944
STRIKE MOUNT COVER



P/N 7870-0010 ELECTRIC DOOR STRIKE
12VDC/0.20A FAIL UNLOCK BY RCI

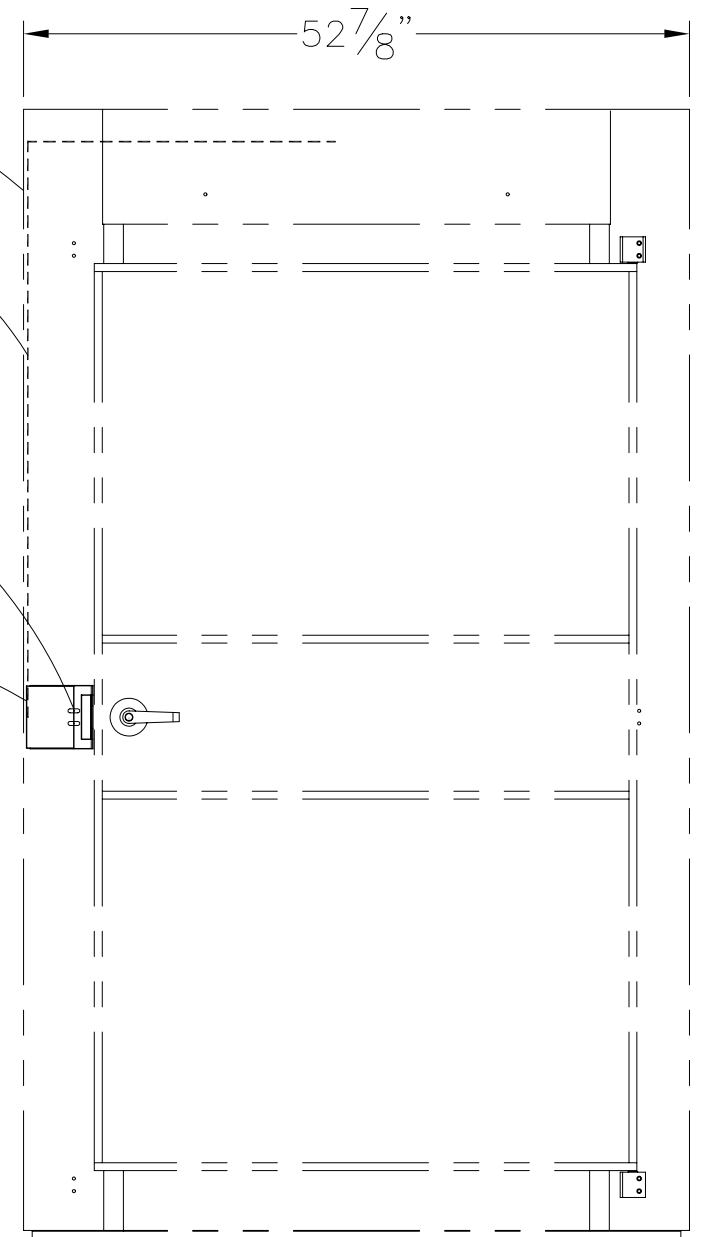


OUTLINE OF INTERIOR TRIM

ELECTRIC STRIKE WIRE ROUTING PATH
(IN CAVITY BEHIND INTERIOR TRIM)

MOUNT STRIKE HOUSING USING
(2 EA. P/N 8023-1324
1/4-20 x 3/4 TPHMS PROVIDED)

DRILL HOLE IN INTERIOR TRIM FOR
WIRE ACCESS. DRILL AFTER FINAL
ADJUSTMENTS ARE MADE.



NOTE:

1. REQUEST AVC P/N 102-5100 FOR ELECTRIC STRIKE HOUSING (STRIKE NOT INCLUDED).
2. REQUEST AVC P/N 102-5100-01 FOR ELECTRIC STRIKE HOUSING W/STRIKE (STRIKE INCLUDED).

DO NOT SCALE

American
vault.us

PRODUCT APPLICATION DRAWING
ELECTRIC STRIKE HOUSING ASS'Y
100 SERIES VAULT DOOR

SIZE	DWG NO	DATE	SHEET
B	20139	01.01.2012	1 OF 1