

BRIDGEMAN

**TLX SERIES
MODULAR
TELLER
LOCKERS**

2

4

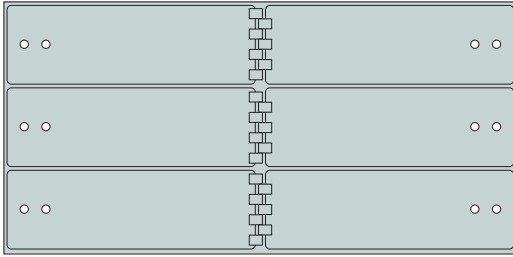
10

11

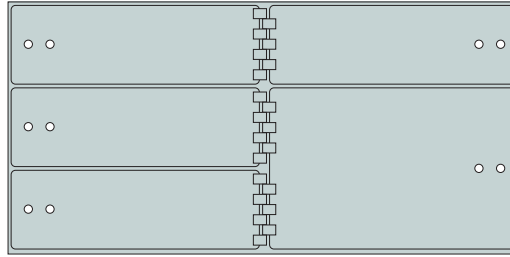
TLX Modular Teller Lockers

Outside dimensions:

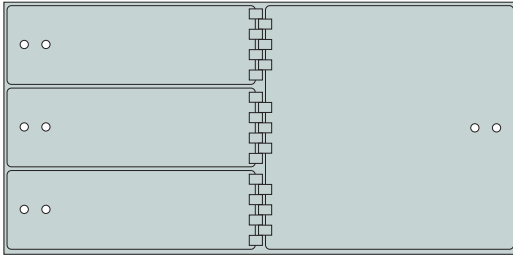
16" High, 32 5/8" Wide, 24" Deep.



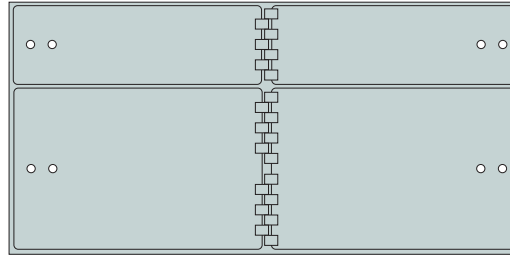
TLX-6 (Wt. 152 lbs.)
6 openings ea. 4 1/2" x 15"



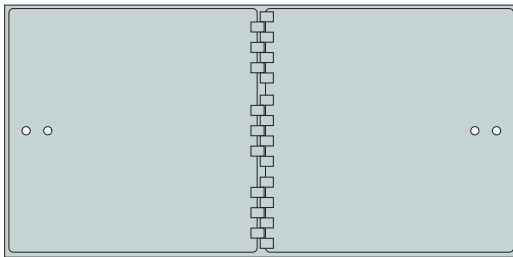
TLX-5R (Wt. 145 lbs.)
4 openings ea. 4 1/2" x 15" and 1 opening ea. 10" x 15"




TLX-4R (Wt. 137 lbs.)
3 openings ea. 4 1/2" x 15" and 1 opening ea. 15" x 15"



TLX-4 (Wt. 137 lbs.)
2 openings ea. 4 1/2" x 15" and 2 openings ea. 10" x 15"



TLX-2 (Wt. 121 lbs.)
2 openings ea. 15" x 15"



A combination lock is also available at an additional charge.

TLX Series Modular Teller Lockers

**Advanced
design, rugged
construction,
improved security.**

The TLX series modular teller lockers come in 5 different configurations, and offer a modular design and size to allow mix and match combinations to more precisely fit today's needs.

The 16" high elevation allows the best space utilization while providing the desired number and size of openings.

The Bridgeman TLX series of lockers combines 1/2" solid aluminum doors faced with stainless steel with cabinets of powder coated rust-resistant steel.

For high security, the doors are designed with a heavy flange which interlocks with the door jamb. All lockers are equipped with U.L. listed double key changeable key locks. Combination locks or electronic combination locks are available as an optional extra.

BRIDGEMAN
Bridgeman Security Equipment

510 West Washington Blvd.
Montebello, CA 90640
(323) 724-5880 Telephone
(800) 334-6060 Toll Free
(323) 727-0236 Fax
e-mail: bridgeman@socalsafe.com

All specifications subject to change without notice. All cases are furnished with number plates and locks with keys ready for use. All dimensions indicated for the drawings are for outside measurements only.

©2006 Bridgeman Security Equipment.